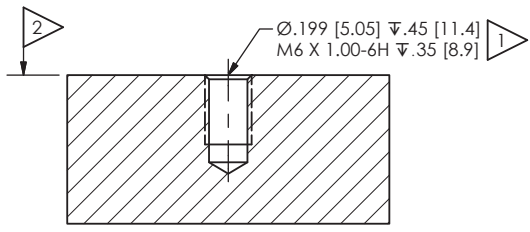
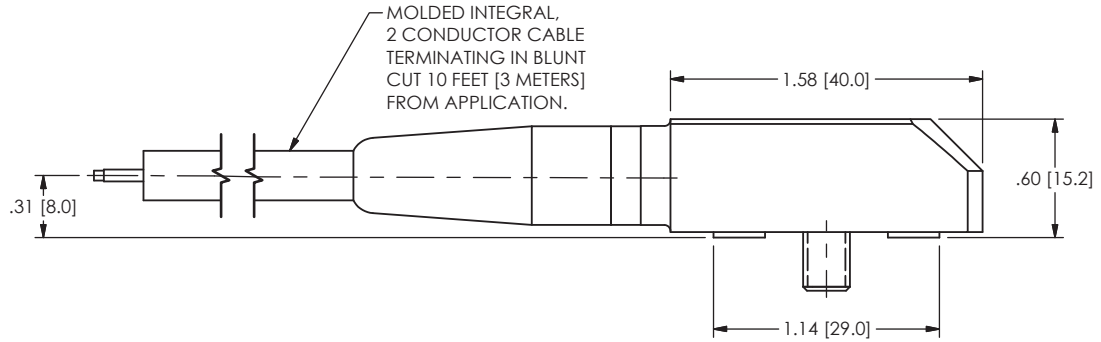
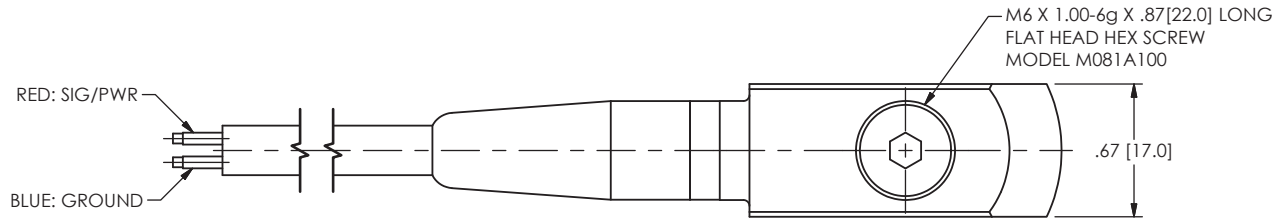


58625

PCB Piezotronics Inc. claims proprietary rights in the information disclosed hereon. Neither it nor any reproduction thereof will be disclosed to others without the written consent of PCB Piezotronics Inc.

REVISIONS		
REV	DESCRIPTION	DIN
NR	RELEASED TO DRAFTING	42794



- 2 MOUNTING SURFACE MUST BE FLAT TO WITHIN .001 [.03] WITH AT LEAST A 125 [3.2] λ .
- 1 DRILL PERPENDICULAR TO MOUNTING SURFACE TO WITHIN 1°.

UNLESS OTHERWISE SPECIFIED TOLERANCES ARE:		DRAWN		CHECKED		ENGINEER		PCB PIEZOTRONICS™	
DIMENSIONS IN INCHES		JDM	4/15/14	ECB	4/15/14	GCD	4/15/14	3425 WALDEN AVE. DEPEW, NY 14043 (716) 684-0001 E-MAIL: sales@pcb.com	
DECIMALS XX ±.01 XXX ±.005		TITLE		INSTALLATION DRAWING		MODEL RHM240M40		CODE IDENT. NO. 52681	DWG. NO. 58625
ANGLES ± 2 DEGREES								SCALE: 1.5X	SHEET 1 OF 1
FILLETS AND RADII .003 - .005									
DIMENSIONS IN MILLIMETERS [IN BRACKETS]									
DECIMALS X ±.3 XX ±.13									
ANGLES ± 2 DEGREES									
FILLETS AND RADII .07 - 0.13									