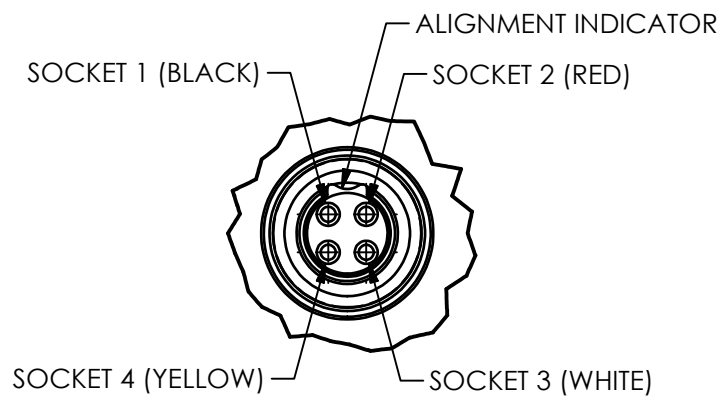


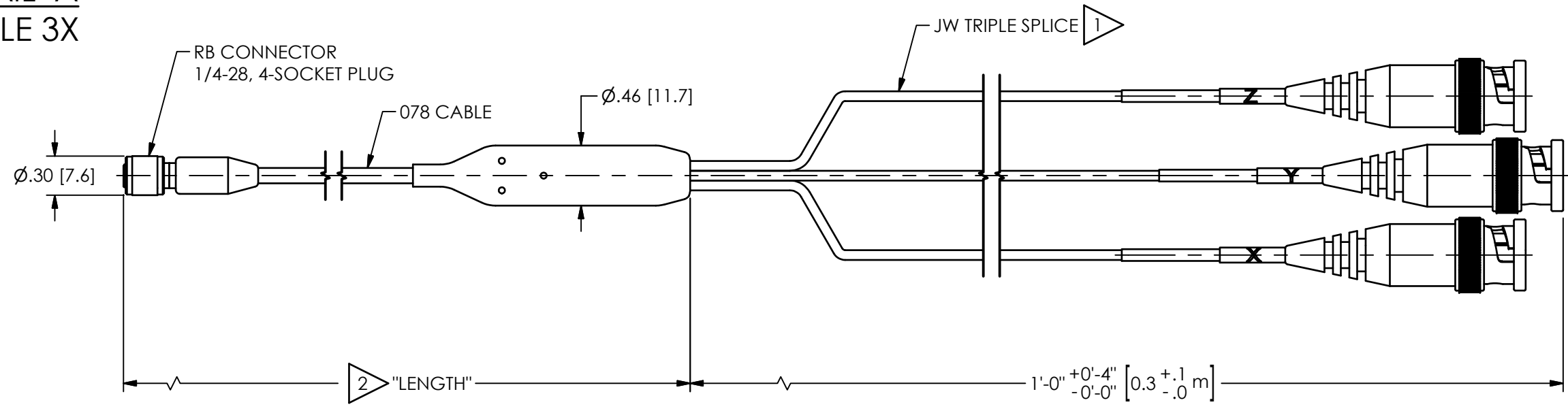
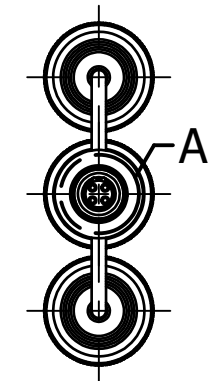
PCB Piezotronics Inc. claims proprietary rights in the information disclosed herein. Neither it nor any reproduction thereof will be disclosed to others without the written consent of PCB Piezotronics Inc.

71145

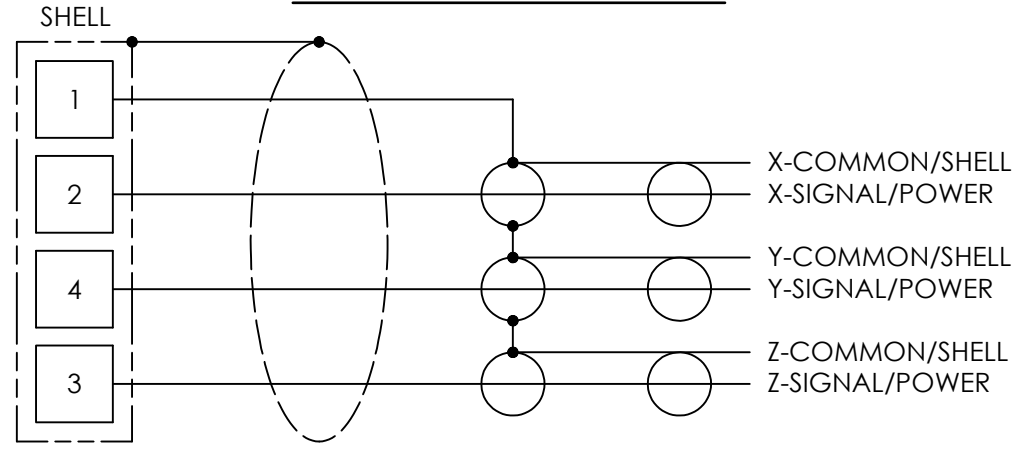
REVISIONS		
REV	DESCRIPTION	DIN
NR	RELEASED TO DRAFTING	49228



DETAIL A
SCALE 3X



SCHEMATIC DIAGRAM



CABLE LENGTH TOLERANCE	
LENGTH	TOLERANCE
1'-11"	+1"/-0"
1'-4'	+4"/-0"
5'-99'	+6"/-0"
99'+	+1"/-0"

2 LENGTH WILL VARY IN FEET OR METERS DEPENDING ON THE MODEL

1 CONSISTS OF THREE (3) BLUE 002 COAXIAL CABLES THAT ARE 1' [.3M] LONG AND TERMINATE IN AN AC CONNECTOR (BNC PLUG)

UNLESS OTHERWISE SPECIFIED TOLERANCES ARE:		DRAWN		CHECKED		ENGINEER	
DIMENSIONS IN INCHES	DIMENSIONS IN MILLIMETERS [IN BRACKETS]	KRM	3/13/19	KRM	3/13/19	KDW	3/13/19
DECIMALS XX ±.03 XXX ±.010	DECIMALS X ±0.8 XX ±0.25	TITLE OUTLINE DRAWING 078WXX, 078RBJW CABLE SERIES					
ANGLES ± 2 DEGREES	ANGLES ± 2 DEGREES						
FILLETS AND RADII .003 - .005	FILLETS AND RADII 0.07 - 0.13						
		CODE IDENT. NO. 52681		DWG. NO. 71145		3425 WALDEN AVE. DEPEW, NY 14043 (716) 684-0001 E-MAIL: sales@pcb.com	
		SCALE: FULL		SHEET 1 OF 1			